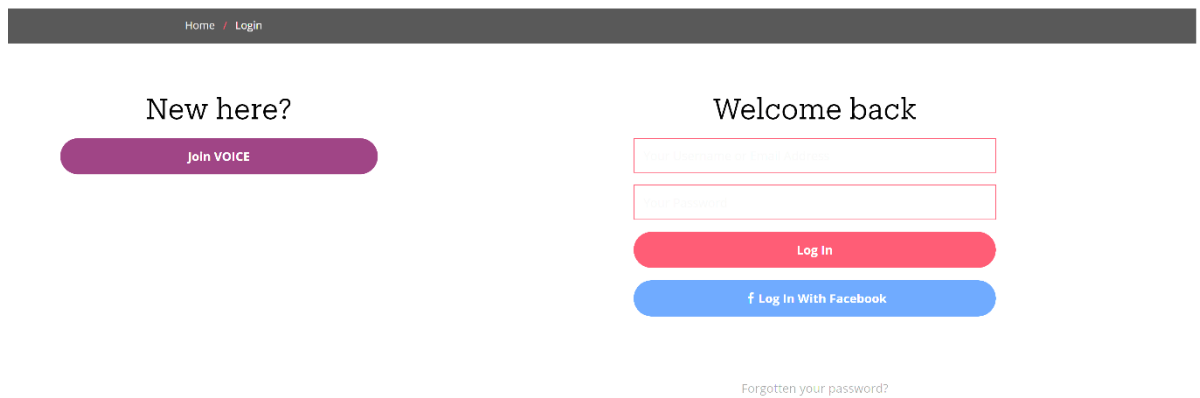
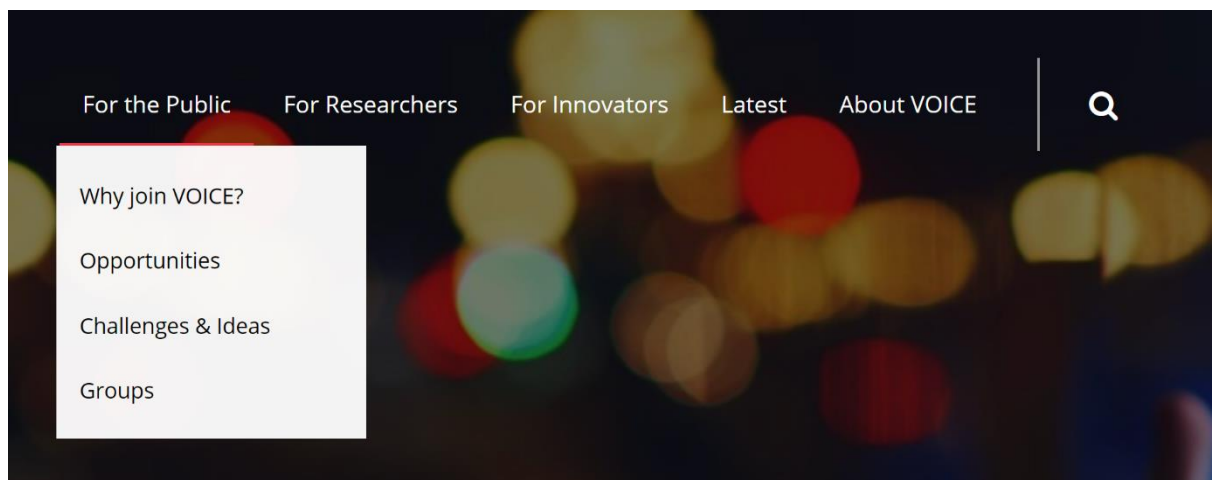



- Go to www.voice-global.org
- Click Log in/Register
- If you are already registered, log in. If you haven't yet registered an account click join VOICE.



- To find the group page, hover over 'For the Public' on the homepage and select **groups**



- On the Groups page you will see a list of all the groups on the VOICE website. Find the U3A group and click anywhere on the image to view the group page.



- To request to be a member of the group, click on the Join this Group button.
- To ensure the group is only used by U3A members, you will be asked to fill in your name and the U3A you are a member of. After you click to join the group, a box will appear for you to fill in these details.

A screenshot of a form titled 'Just a couple more questions to confirm your eligibility'. The form has a close button (X) in the top right corner. Below the title, it says 'Help us to manage this group and ensure diversity'. There are three input fields: 'First Name', 'Last Name', and 'Which U3A are you a member of?'. At the bottom right of the form, there is a red 'Submit' button.

- After you click submit, your request to join the group will be reviewed. You will then receive an email to let you know you have been given access to the group page. You will usually be given access to the group by the next working day.
- Once you are a member of the group you will be able to see the full contents of the group page, including discussions.
- To take part in a discussion, click on the title of discussion topic you would like to contribute to.

Discussion Topics



Push Back on Ageism

© 11/08/2020 17:09PM 👤 VOICE Head Office

- This will take you to a new page where you can leave your own comments and view other people's comments.

What Do You Think?

Leave a comment...

Submit